

Selecting an Angle Power Strip

**Looking for an Angle Power Strip?**

This selection guide will walk through how to select an Angle Power Strip perfect for any job. Don't see what you're looking for in the standard options? Contact Design Services at 866-848-9094 or e-mail DesignAndSupport@TaskLighting.com for help on customizing a Slim Profile (APT Series) or Duplex Receptacle (TR Series) Angle Power Strip.

STEP 1**Do you want Single or Duplex Receptacles?****Single Receptacle****APT Series**

- Slim profile
- Multiple standard lengths and 15 amp receptacles
- Customize fixture with additional receptacles and switches, custom lengths, and receptacle/switch placement — call Design Services at 866-848-9094 for custom orders



15 Amp
Single Receptacle

Duplex Receptacle**TR Series**

- Multiple standard lengths and 20 amp receptacles
- Customize fixture with additional 20 amp receptacles and switches, custom lengths, receptacle/switch placement, and more (see page 28 for more options) — call Design Services at 866-848-9094 for custom orders



20 Amp
Duplex
Receptacle

TR-USB Series

- Standard lengths only
- 1 – 15 amp USB/receptacle combo located on left side
- Duplex receptacle quantity and placement determined by length of fixture



15 Amp
USB/
Receptacle
Combo



20 Amp
Duplex
Receptacle

TRS Series

- Standard lengths only
- 1 – 15 amp switch/receptacle combo in 9" and 12" fixtures
- 1 – 15 amp dual switch device in 18" – 36" fixtures. Select right or left side for switch location
- Duplex receptacle quantity and placement determined by length of fixture



15 Amp
Switch/
Receptacle
Combo



15 Amp
Dual
Switch



20 Amp
Duplex
Receptacle

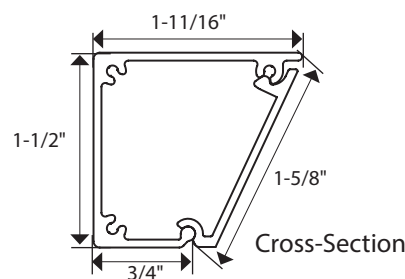
STEP 2

Select the desired standard length for the fixture

APT Series

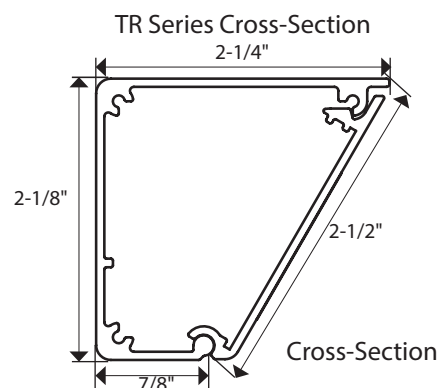
- 9" APT9-2Color-P-Finish-Position*
- 12" APT12-2Color-P-Finish-Position*
- 18" APT18-3Color-P-Finish-Position*
- 24" APT24-4Color-P-Finish
- 30" APT30-4Color-P-Finish
- 36" APT36-4Color-P-Finish
- 42" APT42-5Color-P-Finish
- 48" APT48-5Color-P-Finish
- 60" APT60-7Color-P-Finish
- 72" APT72-8Color-P-Finish

*Position indicates Left (L) or Right (R) side wire entry



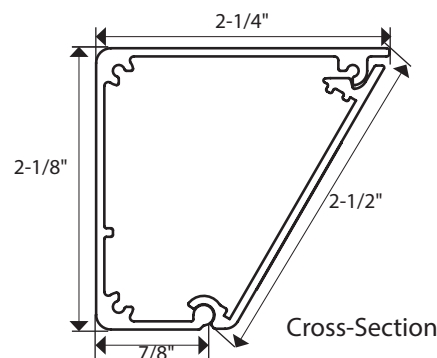
TR Series

- 9" TR9-1ColorD-P-Finish
- 12" TR12-1ColorD-P-Finish
- 18" TR18-2ColorD-P-Finish
- 24" TR24-2ColorD-P-Finish
- 30" TR30-2ColorD-P-Finish
- 36" TR36-2ColorD-P-Finish
- 42" TR42-3ColorD-P-Finish
- 48" TR48-3ColorD-P-Finish
- 60" TR60-4ColorD-P-Finish
- 72" TR72-4ColorD-P-Finish



TR-USB Series

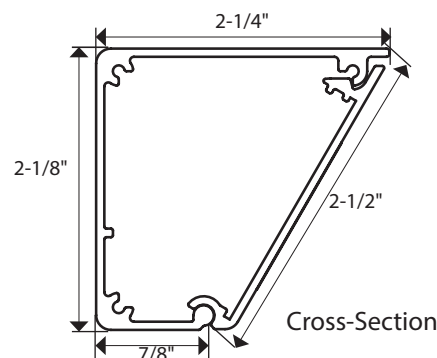
- 9" TRU9-1ColorD-P-Finish
- 12" TRU12-1ColorD-P-Finish
- 18" TRU18-2ColorD-P-Finish
- 24" TRU24-2ColorD-P-Finish
- 30" TRU30-2ColorD-P-Finish
- 36" TRU36-2ColorD-P-Finish
- 42" TRU42-3ColorD-P-Finish
- 48" TRU48-3ColorD-P-Finish
- 60" TRU60-4ColorD-P-Finish
- 72" TRU72-4ColorD-P-Finish



TRS Series

- 9" TRS9-1Color-Finish
- 12" TRS12-1Color-Finish
- 18" TRS18-2Color-Finish-Switch*
- 24" TRS24-3Color-Finish-Switch*
- 30" TRS30-3Color-Finish-Switch*
- 36" TRS36-3Color-Finish-Switch*

*Switch indicates Left Side (LS) or Right Side (RS) switch location



STEP 3

Select the Finish Option with coordinating receptacle color

Things to keep in mind when selecting a finish: Blend with backsplash color to reduce fixture visibility, coordinate with cabinet color, or match nearby hardware.

APT Series - finish options with coordinating receptacle color (24" fixture shown)

NOTE: If a different finish / receptacle color pairing is desired, call Design Services at 866-848-9094.



Black (B) Receptacles Black (BK) Finish



Black (B) Receptacles Bronze (BZ) Finish



Grey (G) Receptacles Satin Nickel (SN) Finish



White (W) Receptacles White (WT) Finish

TR Series - finish options with coordinating receptacle color (24" fixture shown)

NOTE: If a different finish / receptacle color pairing is desired, call Design Services at 866-848-9094.



Black (B) Receptacles Black (BK) Finish



Black (B) Receptacles Bronze (BZ) Finish



Grey (G) Receptacles Satin Nickel (SN) Finish



White (W) Receptacles White (WT) Finish

TR-USB Series - finish options with coordinating USB/receptacle color (18" fixture shown)

NOTE: If a different finish / receptacle color pairing is desired, call Design Services at 866-848-9094.



Black (B) Receptacles Black (BK) Finish



Black (B) Receptacles Bronze (BZ) Finish



Grey (G) Receptacles Satin Nickel (SN) Finish




White (W) Receptacles White (WT) Finish

TRS Series - finish options with coordinating switch/receptacle color (24" fixture shown)

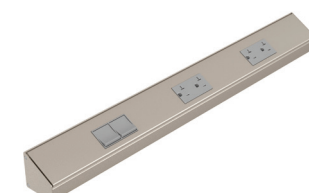
NOTE: If a different finish / receptacle color pairing is desired, call Design Services at 866-848-9094.



Black (B) Receptacles Black (BK) Finish



Black (B) Receptacles Bronze (BZ) Finish



Grey (G) Receptacles Satin Nickel (SN) Finish



White (W) Receptacles White (WT) Finish

Below are examples of Angle Power Strip part numbers. Customer choices, described in Steps 1-3, are indicated in **blue**. Coordinating receptacle color must match fixture finish in Step 3, otherwise it is a custom fixture.

EXAMPLE APT PART NUMBER

APT Series Number of Receptacles Powder Coat Left Side Wire Entry

A P T 9 - 2 W - P - W T - L

Select Fixture Size Coordinating Receptacle Color Select Fixture Finish



EXAMPLE TR PART NUMBER

TR Series Number of Receptacles Powder Coat

T R 3 6 - 2 G D - P - S N

Select Fixture Size Coordinating Duplex Receptacle Color Select Fixture Finish



EXAMPLE TR-USB PART NUMBER

TR-USB Series Number of Receptacles Powder Coat

T R U 1 8 - 2 B D - P - B Z

Select Fixture Size Coordinating Duplex Receptacle and USB/Receptacle Color Select Fixture Finish



EXAMPLE TRS PART NUMBER

TRS Series Number of Receptacles Select Fixture Finish

T R S 2 4 - 3 B - B K - L S

Select Fixture Size Coordinating Duplex Receptacle and Switch Color Select Switch Location

