



JEFFREY ALEXANDER[®]
by Hardware Resources

VANITIES CRAFTED TO
MAKE A STATEMENT

THE POWER OF **SELECTION**



FIND YOUR PEACE IN **BLUE STEEL**

From deep within the earth comes natural beauty and color. Between a tranquil bouquet of silver artemisia and a soothing natural blue celestite lies Jeffrey Alexander's Blue Steel finish.

See Blue Steel options in the following collections: Chatham, Dashwood, Gardner, Katara, Pascal, Tempest, and Theodora.



EMBRACE NATURE WITH **NATURAL OAK**

Natural Oak, with its warm, organic tones and subtle grain patterns, is an elegant vanity finish that effortlessly creates a sophisticated and inviting atmosphere in any bathroom space.

Breathe fresh air into your bath with our nature-inspired finishes. Each unique color is designed to blend with a wide range of design styles and color palettes.



BOLD. RICH. EARTHY.

DARK WALNUT

Dark Walnut's rich and luxurious vanity finish exudes opulence with its deep, lustrous hues adding a sense of drama to any bathroom decor.



CREATE A LITTLE

GREEN SPACE

Transform the bathroom into a garden of earthy delight with our trendy Forest Green finish.



JEFFREY ALEXANDER[®]
by Hardware Resources



For more information on the Gardner collection, scan the QR code or visit <http://delivr.com/2m4r8>

Vanity Finish: Natural Oak | Vanity Top: White Stone Resin

NEW GARDNER COLLECTION

- Floating design or add legs for a furniture-style look
- White Stone Resin top with integrated bowl (optional)
- 18-1/2" depth

SIZES



30"

36"

48"

LEG OPTIONS

Available in all sizes



WOOD LEGS
AND SHELF

METAL
PENCIL LEGS

METAL
SQUARE LEGS

JEFFREY ALEXANDER®
by Hardware Resources

NEW

TEMPEST COLLECTION

- Floating design or add legs for a furniture-style look
- White Stone Resin top with integrated bowl (optional)
- 18-1/2" depth

SIZES



30"

36"

48"

LEG OPTIONS

Available in all sizes



WOOD LEGS
AND SHELF



METAL
PENCIL LEGS



METAL
SQUARE LEGS



For more information on the Tempest collection, scan the QR code or visit <http://delivr.com/2pw8c>

Vanity Finish: Blue Steel | Vanity Top: White Stone Resin



For more information on the Cade collection, scan the QR code or visit <http://delivr.com/2m4r8>

Vanity Finish: Hale Blue | Vanity Top: White Carrara Marble

CADE COLLECTION

- Sleek lines and raised panels
- Large, open cabinets
- Adjustable shelves and rollout drawers

SIZES



18"



24"



30"



36"



48"



60" Double Bowl

JEFFREY ALEXANDER®
by Hardware Resources

CHATHAM COLLECTION

- Classic Shaker style
- Hardwood tipout trays
- Adjustable shelves and rollout drawers

SIZES



18"



24"



30"



36"



48"



60"
Single Bowl



60"
Double Bowl



For more information on the Chatham collection, scan the QR code or visit <http://delivr.com/2wugu>

Vanity Finish: White | Vanity Top: Grey Marble



For more information on the Dashwood collection, scan the QR code or visit <http://delivr.com/2pw8c>

Vanity Finish: Natural Oak | Vanity Top: Calacatta Vienna Quartz

DASHWOOD COLLECTION

- Mid-century modern design
- Multiple rollout drawers
- Trending natural finishes

SIZES



24"



30"



36"



42"



48"



60"

JEFFREY ALEXANDER®
by Hardware Resources

JUBILEE COLLECTION

- Gola-style hardware on drawers
- Hardwood tipout trays
- Expansive open bottom shelf

SIZES



24"



30"



36"



42"



48"



60"



For more information on the Jubilee collection, scan the QR code or visit <http://delivr.com/2u2k6>

Vanity Finish: Natural Oak | Vanity Top: Calacatta Vienna Quartz



For more information on the Katarah collection, scan the QR code or visit <http://delivr.com/2hncb>

Vanity Finish: Forest Green | Vanity Top: Calacatta Vienna Quartz

KATARA COLLECTION

- Recessed accents
- Hardwood tipout trays
- Adjustable shelves and rollout drawers

SIZES



JEFFREY ALEXANDER®
by Hardware Resources

NEW
KIPLING
COLLECTION

- Classic Shaker design
- Dovetail rollout drawers
- Expansive open bottom shelf

SIZES



30"



36"



48"



60" Double Bowl



For more information on the Kipling collection, scan the QR code or visit <http://delivr.com/2pw8c>

Vanity Finish: Black | Vanity Top: Calacatta Vienna Quartz



For more information on the Pascal collection, scan the QR code or visit <http://delivr.com/2mhb4>

Vanity Finish: Dark Walnut | Vanity Top: Calacatta Vienna Quartz

PASCAL COLLECTION

- Square metal frame
- Expansive open bottom shelf
- Rollout drawers

SIZES



JEFFREY ALEXANDER®
by Hardware Resources

PERCIVAL COLLECTION

- Metal accent trim
- Large, open cabinets
- Adjustable shelves and rollout drawers

SIZES



24"



30"



36"



For more information on the Percival collection, scan the QR code or visit <http://delivr.com/26xw7>

Vanity Finish: Hale Blue | Vanity Top: Calacatta Vienna Quartz



For more information on the Theodora collection, scan the QR code or visit <http://delivr.com/2e8z7>

Vanity Finish: Blue Steel | Vanity Top: White Stone Resin

THEODORA

COLLECTION

- Slab doors and simple lines
- Large, open cabinets
- Adjustable shelves and rollout drawers

SIZES



24"



30"



36"



48"



60"
Double Bowl

JEFFREY ALEXANDER®
by Hardware Resources

WAVECREST COLLECTION

- Crisp, clean edges
- Slatted bottom shelf
- Hardwood tipout trays

SIZES



24"



30"



36"



48"



60"
Double Bowl



For more information on the Wavecrest collection, scan the QR code or visit <http://delivr.com/2cpzk>

Vanity Finish: Weathered Grey | Vanity Top: Blue Limestone

FURNITURE-STYLE QUALITY + FEATURE-RICH DESIGN

Jeffrey Alexander vanities have the premium features and quality components that make a difference in your bathroom.



Hardwood tipout trays create storage in front of the sink – no false drawers.



Adjustable shelves and dovetail rollout drawers equip cabinets for maximized storage.



Furniture-style wood construction is designed for the damp bath environment.



Premium soft-close hardware provides a smooth and quiet experience.

Drawers are made from durable hardwood with dovetail joinery and open fully for access to the entire drawer.



Jeffrey Alexander proudly offers a lifetime warranty.

FINISH KEY

This chart shows the finishes available in each size for each collection.

	Black	Blue Steel	Chocolate	Dark Walnut	Forest Green	Grey	Hale Blue	Natural Oak	Weathered Grey	White
18" Cade						•				•
24" Cade	•					•				•
30" Cade	•					•				•
36" Cade	•				•	•	•			•
48" Cade	•					•	•			•
60" Cade (Double)	•					•				•
18" Chatham						•	•			•
24" Chatham			•			•	•			•
30" Chatham			•		•	•	•			•
36" Chatham			•			•	•			•
48" Chatham			•			•	•			•
60" Chatham (Single)			•			•				•
60" Chatham (Double)			•			•				•
24" Dashwood				•				•		•
30" Dashwood		•		•				•		•
36" Dashwood		•		•				•		•
42" Dashwood				•				•		•
48" Dashwood		•		•				•		•
60" Dashwood (Double)				•				•		•
30" Gardner		•		•				•		•
36" Gardner		•		•				•		•
48" Gardner		•		•				•		•
24" Jubilee				•		•		•	•	•
30" Jubilee				•		•		•	•	•
36" Jubilee				•		•		•	•	•
42" Jubilee				•		•		•	•	•
48" Jubilee				•		•		•	•	•
60" Jubilee (Double)				•		•		•	•	•
24" Katara	•					•	•			•
30" Katara	•	•			•	•	•			•
36" Katara	•	•			•	•	•			•
42" Katara	•	•			•	•	•			•
48" Katara	•	•			•	•	•			•
60" Katara (Double)	•					•	•			•
30" Kipling	•			•				•		•
36" Kipling	•			•				•		•
48" Kipling	•			•				•		•
60" Kipling (Double)	•			•				•		•
24" Pascal		•		•		•		•	•	•
30" Pascal		•		•		•		•	•	•
36" Pascal		•		•		•		•	•	•
42" Pascal				•		•		•	•	•
48" Pascal		•		•		•		•	•	•
60" Pascal (Double)				•		•		•	•	•
24" Percival	•					•	•			•
30" Percival	•					•	•			•
36" Percival	•					•	•			•
30" Tempest		•		•				•		•
36" Tempest		•		•				•		•
48" Tempest		•		•				•		•
24" Theodora	•	•				•	•			•
30" Theodora	•	•			•	•	•			•
36" Theodora	•	•			•	•	•			•
48" Theodora	•	•			•	•	•			•
60" Theodora (Double)	•	•				•	•			•
24" Wavecrest						•			•	•
30" Wavecrest					•	•	•		•	•
36" Wavecrest					•	•	•		•	•
48" Wavecrest					•	•	•		•	•
60" Wavecrest (Double)						•			•	•

TOP IT OFF

The power of selection is yours with the largest range of vanity tops. In keeping with industry trends, we offer 3 types of vanity tops at 3 tiered price points – Quartz, Natural Stone, and Engineered Material.

Most vanity tops are cut with an 8" 3-hole faucet spread, either an oval or rectangle bowl, and include a 4" tall matching backsplash (except White Stone Resin). Optional sidesplashes are also available.




QUARTZ



Calacatta Vienna Quartz




Grey Quartz



White Quartz

NATURAL STONE



White Carrara Marble



Blue Limestone



Grey Marble



Black Granite

ENGINEERED MATERIAL



White Stone Resin
(integrated sink)

MIRRORS

The power of selection extends to choosing a mirror that coordinates with your style. Mix and match any mirror to complete the look!

METAL FRAME MIRRORS ARE AVAILABLE
IN ROUND AND RECTANGLE SHAPES




AVAILABLE IN TRENDING AND CLASSIC FINISHES
TO MATCH YOUR FAUCET OR CABINET HARDWARE



(BG)
Brushed Gold



(MB)
Matte Black



(SBZ)
Satin Bronze



(SN)
Satin Nickel


WOOD FRAME MIRRORS ARE AVAILABLE IN SIZES
RANGING FROM 16" WIDE TO 40" WIDE



AVAILABLE IN MATCHING VANITY FINISHES



(BK)
Black



(BL)
Hale Blue




(BS)
Blue Steel




(CH)
Chocolate




(DW)
Dark Walnut



(GN)
Forest Green



(GR)
Grey



(NO)
Natural Oak



(WH)
White



(WG)
Weathered
Grey

DESIGN THE PERFECT VANITY FOR YOUR SPACE

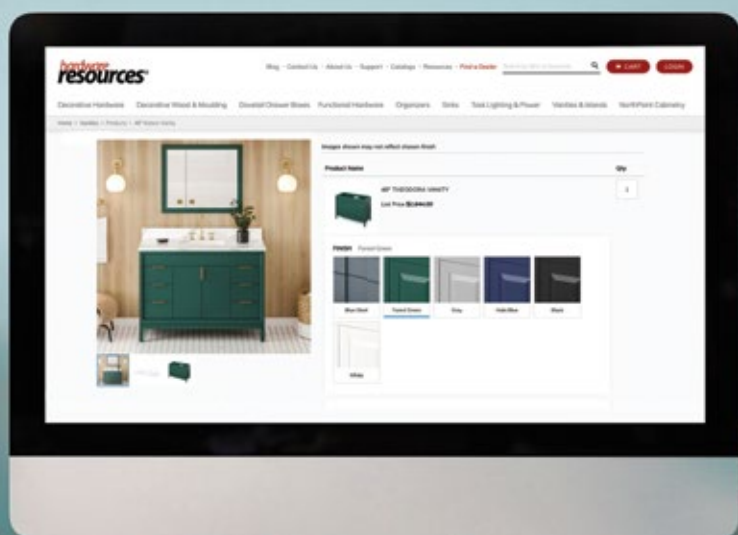
Choose from over 5,500 possible combinations*
on www.JeffreyAlexanderVanities.com

STEP 1: Choose your vanity style; then select a finish

STEP 2: Choose a bowl shape & top material

STEP 3: Choose an optional mirror; then select a finish

STEP 4: Choose an optional sidesplash; then select
the same material as your top



Design your perfect vanity at
www.JeffreyAlexanderVanities.com

**More vanity collections available on our website. The offering in this brochure includes the top-selling vanity collections.*

Ask your dealer
how to purchase
a vanity today.

