

LOOKING FOR AN ANGLE POWER STRIP?

This selection guide will walk through how to select an Angle Power Strip perfect for any job. Don't see what you're looking for in the standard options? **Contact Design Services at 866-848-9094 or email DesignAndSupport@TaskLighting.com** for help on customizing a Slim Profile (APT Series) or Duplex Receptacle (TR Series) Angle Power Strip.

STEP 1

Do you want Single or Duplex Receptacles?

The Duplex Receptacle (TR Series) offers a wider variety of custom options.

Single Receptacle

APT Series

- Slim profile
- Multiple standard lengths and 20-amp single receptacles
- Customize fixture with additional receptacles and switches, custom lengths, and receptacle/switch placement—call Design Services at 866-848-9094 for custom orders

APT-USB Series

- Slim profile
- Available in standard fixtures only
- One 20-amp USB-A/C device located on left side
- Single receptacle quantity and placement determined by length of fixture

Duplex Receptacle

TR Series

- Multiple standard lengths and 20-amp receptacles
- Customize fixture with additional 20-amp receptacles and switches, custom lengths, receptacle/switch placement, and more—call Design Services at 866-848-9094 for custom orders

TRS Series

- Available in standard fixtures only—for customization, see the TR Series and custom options
- One 15-amp switch receptacle combo in 9" and 12" fixtures
- One 15-amp dual switch device in 18"–36" fixtures. Select right or left side for switch location
- Duplex receptacle quantity and placement determined by length of fixture



20-amp
Single Receptacle



20-amp
Single Receptacle



USB-A/C Device



20-amp
Duplex
Receptacle



15-amp
Switch/
Receptacle
Combo



15-amp
Dual
Switch



20-amp
Duplex
Receptacle


Selecting an Angle Power Strip

Selecting Desired Fixture Length

STEP 2

Select the desired standard length for the fixture

Angle Power Strip Fixtures can be mounted flush under the cabinet or recessed under the cabinet reveal.



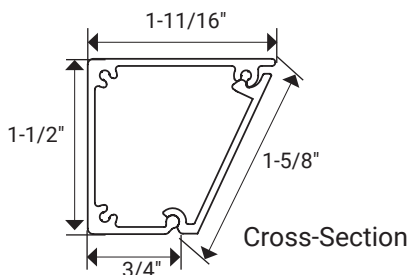
Scan to view sizing chart

<https://delivr.com/2axfm>

APT Series

- 9" (229 mm) **APT9-2Color-P-Finish-Position***
- 12" (305 mm) **APT12-2Color-P-Finish-Position***
- 18" (457 mm) **APT18-3Color-P-Finish-Position***
- 24" (610 mm) **APT24-4Color-P-Finish**
- 30" (762 mm) **APT30-4Color-P-Finish**
- 36" (914 mm) **APT36-4Color-P-Finish**
- 42" (1067 mm) **APT42-5Color-P-Finish**
- 48" (1219 mm) **APT48-5Color-P-Finish**
- 60" (1524 mm) **APT60-7Color-P-Finish**
- 72" (1829 mm) **APT72-8Color-P-Finish**

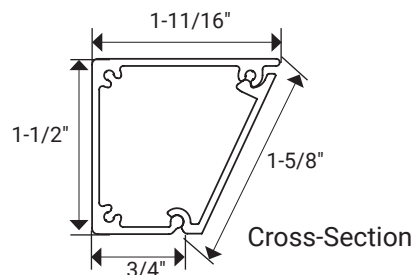
*Position indicates Left (L) or Right (R) side wire entry



APT-USB Series

- 18" (457 mm) **APTULocation18-2ColorFinish**
- 24" (610 mm) **APTULocation24-4ColorFinish**
- 30" (762 mm) **APTULocation30-5ColorFinish**
- 36" (914 mm) **APTULocation36-6ColorFinish**
- 42" (1067 mm) **APTULocation42-6ColorFinish**
- 48" (1219 mm) **APTULocation48-6ColorFinish**
- 60" (1524 mm) **APTULocation60-8ColorFinish**
- 72" (1829 mm) **APTULocation72-9ColorFinish**

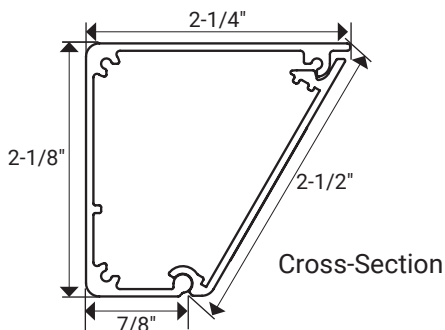
Location indicates Left (L) or Right (R) USB-A/C location



TRS Series

- 9" (229 mm) **TRS9-1Color-Finish**
- 12" (305 mm) **TRS12-1Color-Finish**
- 18" (457 mm) **TRS18-2Color-Finish-Switch***
- 24" (610 mm) **TRS24-3Color-Finish-Switch***
- 30" (762 mm) **TRS30-3Color-Finish-Switch***
- 36" (914 mm) **TRS36-3Color-Finish-Switch***

*Switch indicates Left Side (LS) or Right Side (RS) switch location



TR Series

- 9" (229 mm) **TR9-1ColorD-P-Finish**
- 12" (305 mm) **TR12-1ColorD-P-Finish**
- 18" (457 mm) **TR18-2ColorD-P-Finish**
- 24" (610 mm) **TR24-2ColorD-P-Finish**
- 30" (762 mm) **TR30-2ColorD-P-Finish**
- 36" (914 mm) **TR36-2ColorD-P-Finish**
- 42" (1067 mm) **TR42-3ColorD-P-Finish**
- 48" (1219 mm) **TR48-3ColorD-P-Finish**
- 60" (1524 mm) **TR60-4ColorD-P-Finish**
- 72" (1829 mm) **TR72-4ColorD-P-Finish**

